

## ***XML Notepad 2007***

When you receive an error message related to XML or XSD validation, it means your Minnesota Comprehensive Course Catalog (MCCC) XML file contains one or more incorrect records. Fields may be missing in one or more records or the fields may contain invalid values.

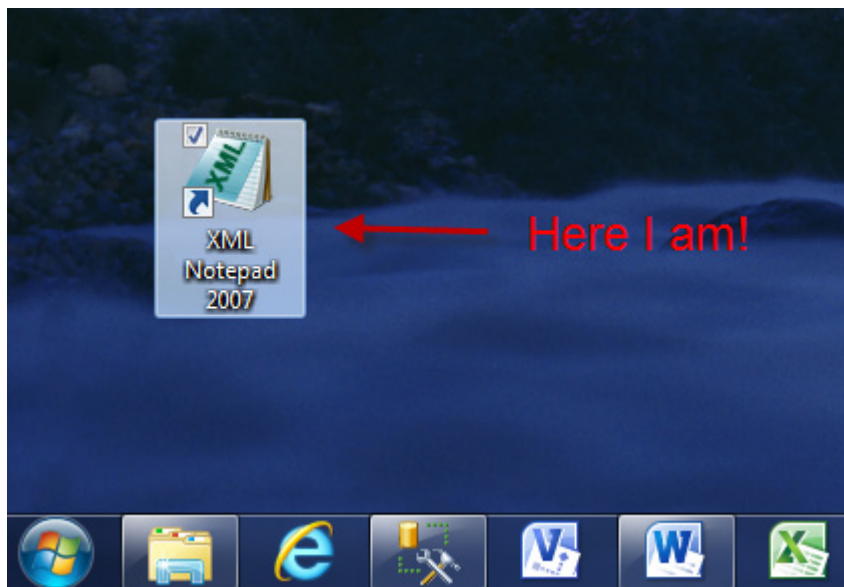
There is a free tool that will show you which records in the file are incorrect. You will find the tool, *XML Notepad 2007*, on the Microsoft website. [View the tool on the Microsoft website.](http://www.microsoft.com/en-us/download/details.aspx?id=7973) (<http://www.microsoft.com/en-us/download/details.aspx?id=7973>)

*XML Notepad 2007* will identify which records are incorrect, **but use your vendor system to correct the errors**. Do not correct errors in the XML file and resubmit it to the MCCC system as that will cause your vendor system to be out of sync with both your system and the MCCC system.

**Installation:** Access the Microsoft website and install the *XML Notepad 2007* tool to your computer. If the tool does not automatically create a shortcut, you may wish to add a shortcut to your desktop.

## **Using *XML Notepad 2007* to find XSD Errors in MCCC XML files**

Figure 1: XML Notepad 2007 icon.



Double click on the icon when you wish to start the *XML Notepad* tool.

Figure 2: Download MCCC XSD schema files from the MCCC webpage.

### Local Course Index Submission

[Local Course Index XML Field Definitions - V2 valid beginning 10-15-2012](#)  
[Local Course Index XML File Example - V2 valid beginning 10-15-2012](#)  
[Local Course Index XSD - V2 valid beginning 10-15-2012](#)  
download this file to help create and validate your XML file.

### Staff Course Records Submission

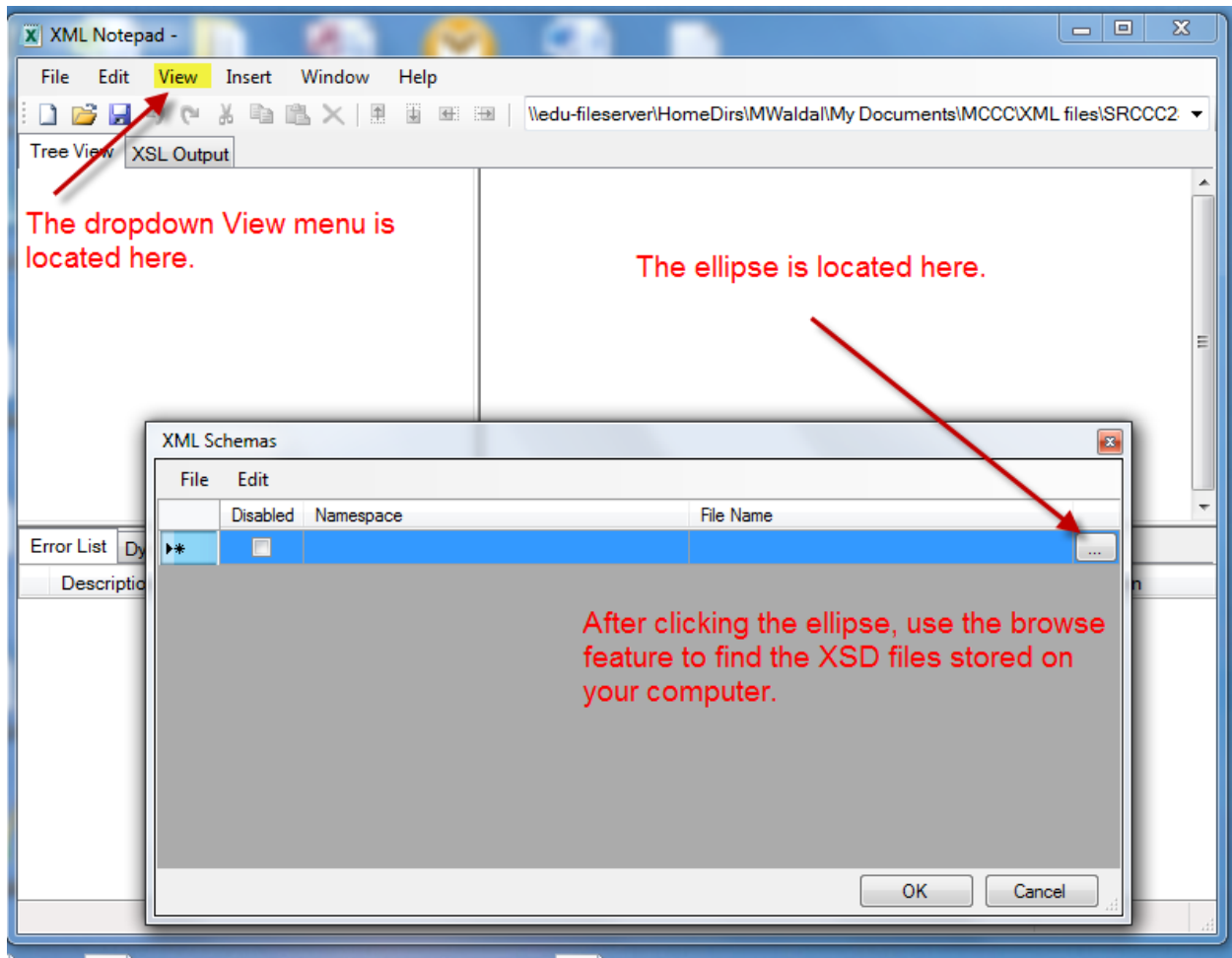
[Staff Course Records Field Definitions and Validations V2 - valid beginning 1/18/2013](#)  
[Staff Course Records XSD File V2 - valid beginning 1/18/2013](#)  
download this file to help create and validate your xml file.  
[Staff Course Records XML Example V2 - valid beginning 1/18/2013](#)

### Student Course Records Submission

[Student Course Records XML Example V2 - valid beginning 1/18/2013](#)  
[Student Course Records Field Definitions and Validations V2 - valid beginning 1/18/2013](#)  
[Student Course Records XSD File V2 - valid beginning 1/18/2013](#)  
download this file to help create and validate your XML file.

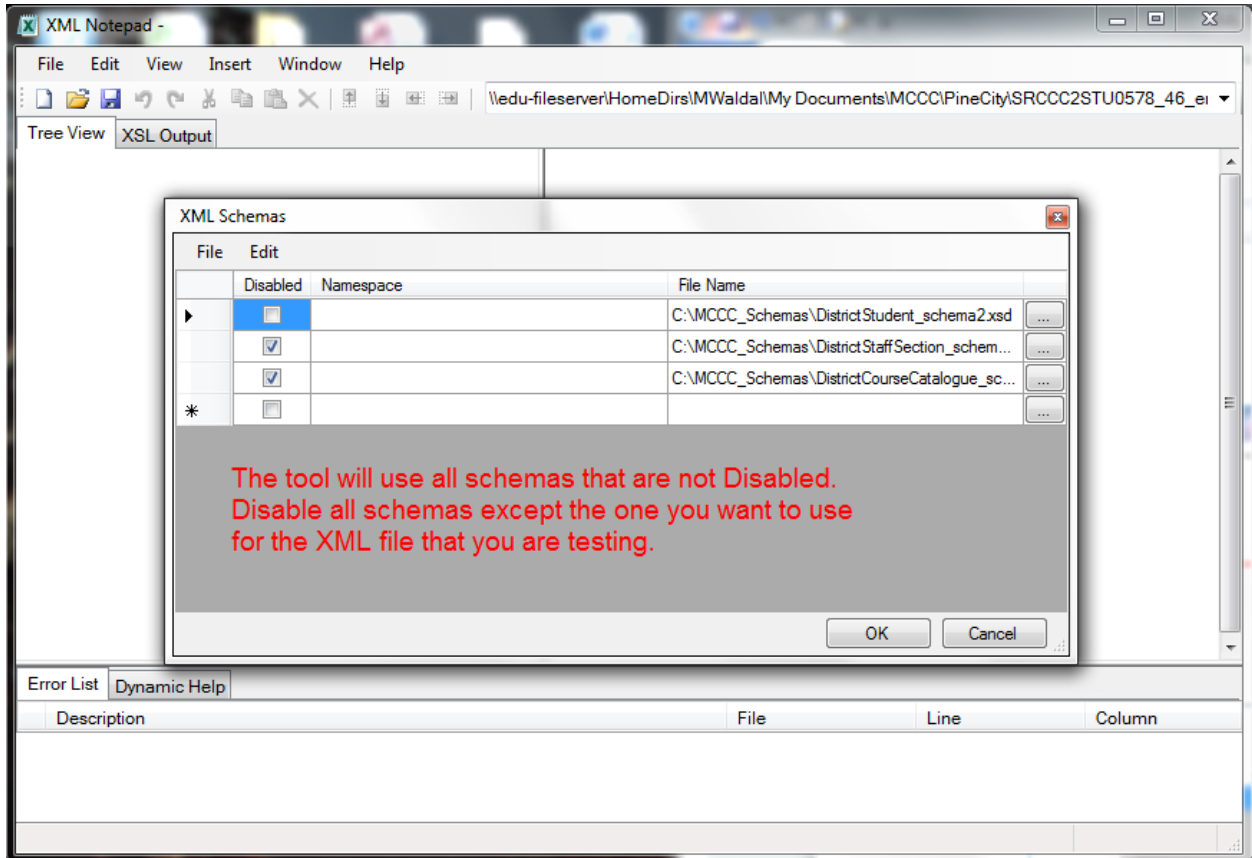
Before you can use *XML Notepad* to test an MCCC XML file, you **must download the MCCC XSD schema files from the MCCC webpage to your computer**. Save the three schema files on your computer in a place you can easily find them. The MCCC XSD files are highlighted in yellow above.

Figure 3: Load the MCCC XSD schema files into XML Notepad.



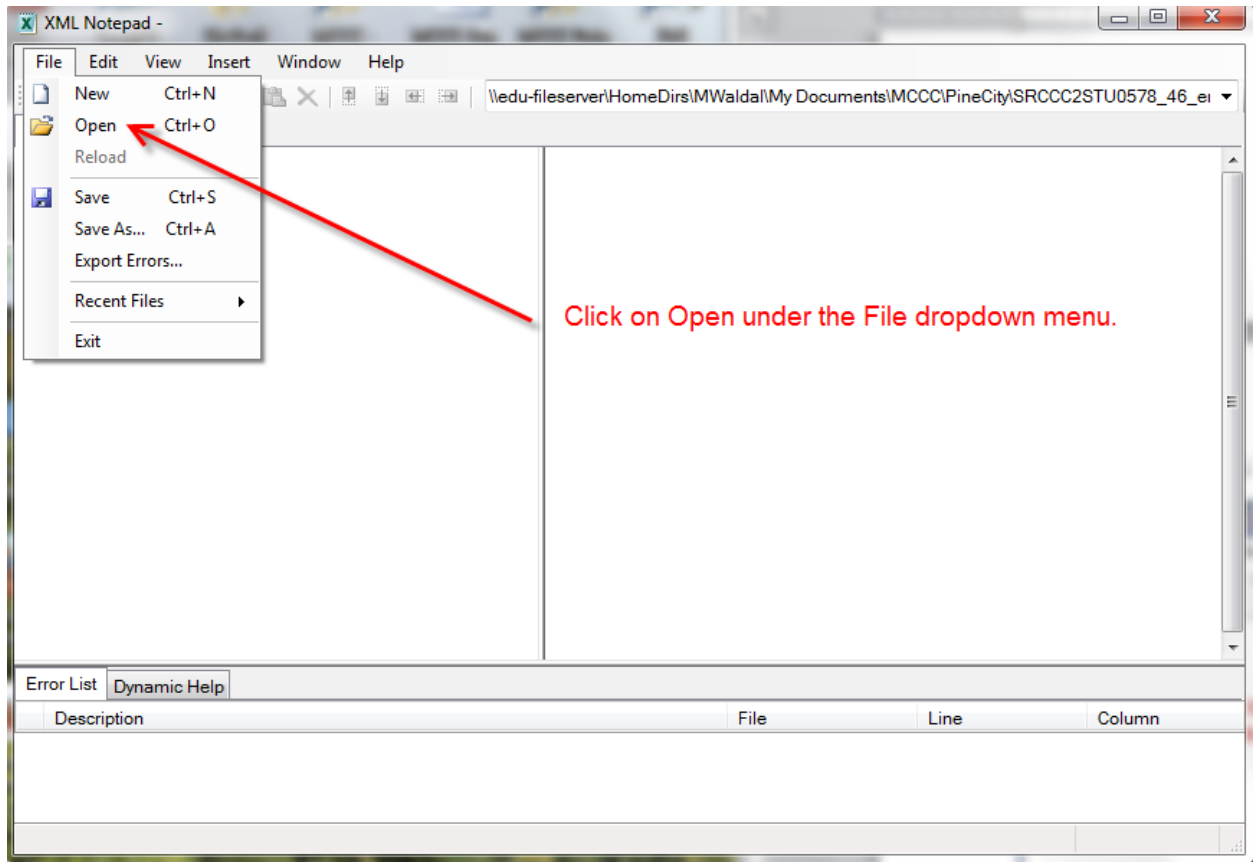
1. Click View on the menu bar and then click Schemas in the dropdown menu to make the XML Schema popup window appear.
2. Click on the ellipse button to use the browse feature to find the MCCC XSD schema files you saved on your computer.

Figure 4: Select/Disable XSD Schemas.



Please note *XML Notepad* will review an XML file using the schema that is **NOT** checked. Do not have more than one XSD schema unchecked.

Figure 5: Load the MCCC XML file into *XML Notepad*.



1. After clicking on Open, the browse feature will appear. Use the browse feature to load the MCCC XML file you wish to review for errors.
2. Once the MCCC XML file is loaded, *XML Notepad* will **automatically run** and review the file using the XSD schema you unchecked.

Figure 6: View the errors in the XML file layout.

The screenshot shows the XML Notepad application. The main window displays the XML file structure in the Tree View and the XSL Output pane. The XSL Output pane shows the following XML structure:

```
version="1.0" encoding="UTF-8"
http://www.w3.org/2001/XMLSchema-instance
file://EDU-FileServer/HomeDirs/MWaldal/My%20Documents/M...
02
999
0040AZZ
001
Empty field
true
```

The Error List pane at the bottom shows the following error:

Description	File	Line	Column
The element 'Periods' has incomplete content. List of possible elements ex...	SRCCC2STF0578...	23	5

Red arrows point from the error message to the 'Periods' field in the XSL Output pane, which is empty.

Here is the error which was found in the XML file. Double clicking on this blue line will display the details of the error as shown above it.

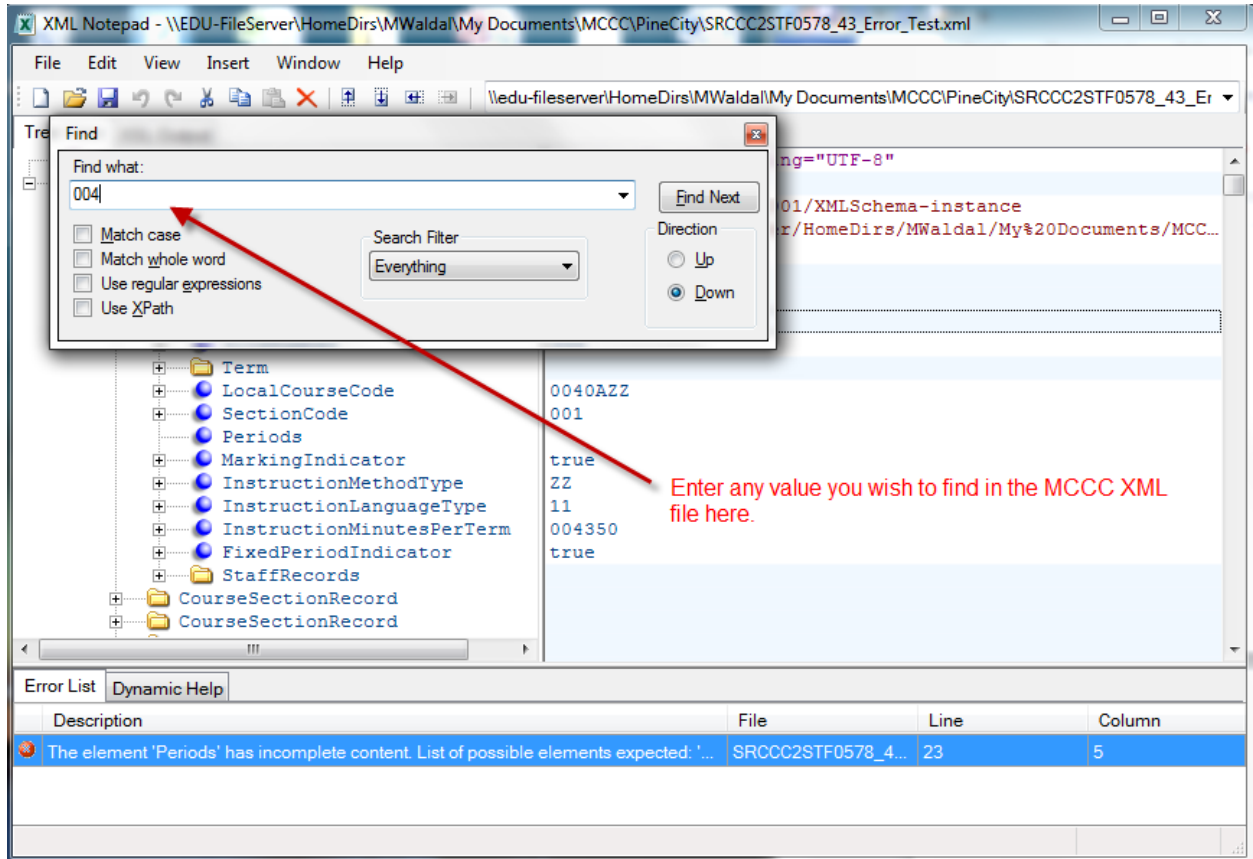
Notice above the Period field is missing a value. It is a required field and needs to contain a number.

1. Use the information displayed, including site number, term, local course code and section number to find the Staff Record in which this error occurs.
2. Fix the error in this Staff Record in your vendor system.

## Using *XML Notepad* to find a value in your MCCC XML file

If you need to search for any value, including for example a Local Course Code, Section Code or FFN to find a record you wish to fix, use the Find feature in *XML Notepad*.

Figure 7: Find a value in an MCCC XML file.



1. Use the **Ctrl + F** key combination on your computer keyboard to make the Find window appear.
2. Enter the value for which you want to search in the "Find what:" field and click the "Find Next" button to view the individual records that contain this value.

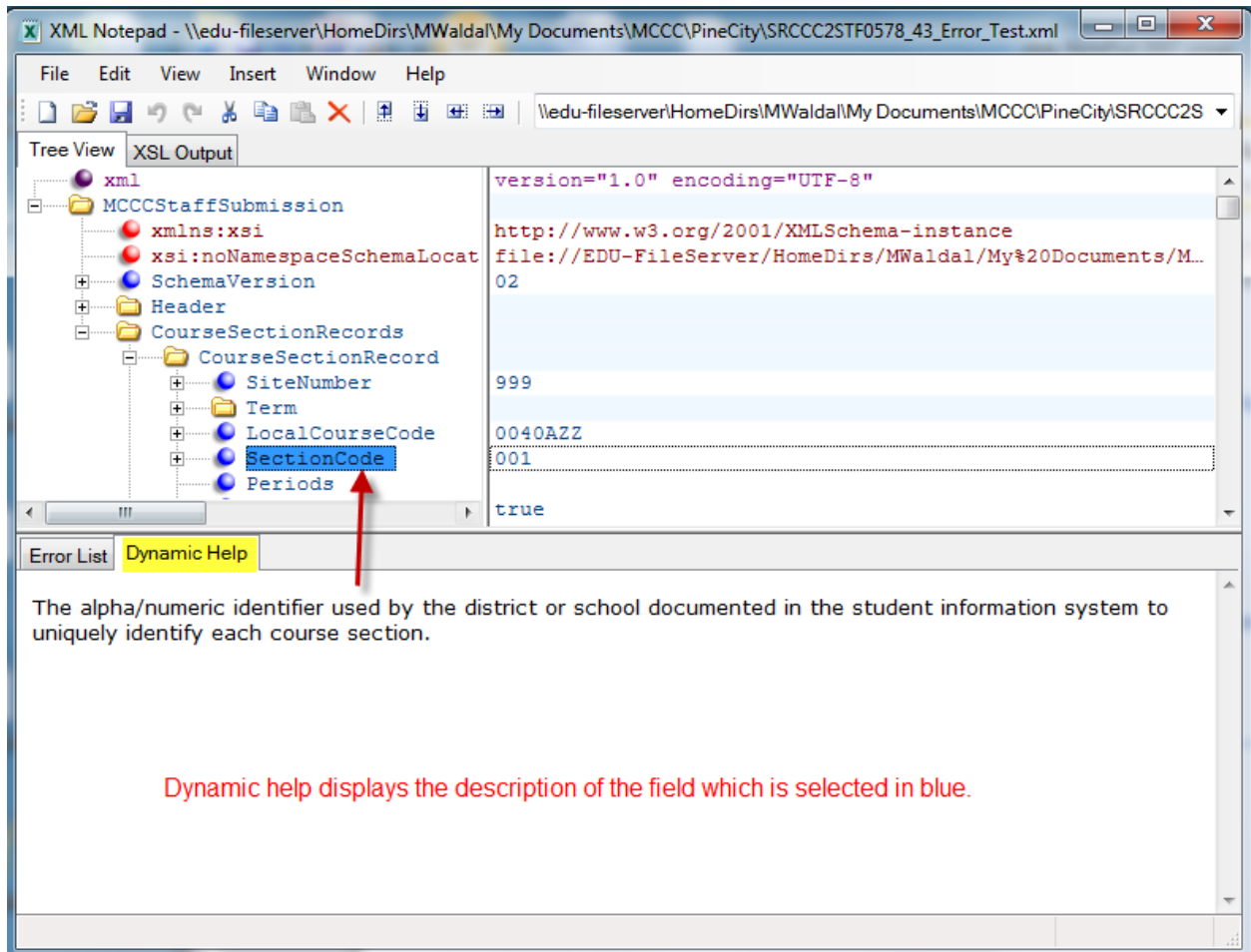
### Tips:

- When reviewing a Student XML file, search for the most uncommon value to find records faster.
- Student records tend to be reported in order alphabetically by last name so scrolling to find the individual student may be more efficient.
- Using the LocalCourseCode value to search for a record may be faster, but you may have to review all of the records of each student in the class.
- Staff files are usually ordered by the LocalCourseCode first and then by the SectionCode.

- Searching for an FFN calls for patience because it requires checking the SectionCodes to find the specific Course Section/FFN record.

## Using Dynamic Help in *XML Notepad*

Figure 6: Dynamic Help



Clicking on the Dynamic Help tab (highlighted in yellow) will provide field definitions for any field that you highlight. This information comes from the XSD schema file that you have unchecked to select for the review of an XML file. (See Figure 4: Selecting/Disabling XSD Schemas.)

For more information or support in using *XML Notepad*, please contact the MCCC team at [mde.mccc@state.mn.us](mailto:mde.mccc@state.mn.us).